

### Luminaire Photograph



Light Output Ratio:	65.9%	
Luminaire Power:	14.51 W	
SHR Nominal:	0.50	Calculated using the TM5
SHR Maximum:	0.70	fine grid method.

C Range: 0 - 360DEG  
C Interval: 30.0DEG  
Test Speed: HIGH  
Temperature: 25.3 °C  
Operators: Zoe  
Test Date: 2023-2-23

Range: 0 - 180DEG  
Interval: 1.0DEG  
Test System: EVERFINE GO-SPEX500\_V1 SYSTEM V2.00.416  
Humidity: 65.0%  
Test Distance: 3.160m [K=1.0000]  
Remarks: LAMP: CLU028-1204C4-303H5M3-F1 Ra:90  
LENS: PM-1082B 36R  
DRIVER: 9290 028 088 350mA  
30minutes warm-up

## LUMINOUS INTENSITY DISTRIBUTION DIAGRAM

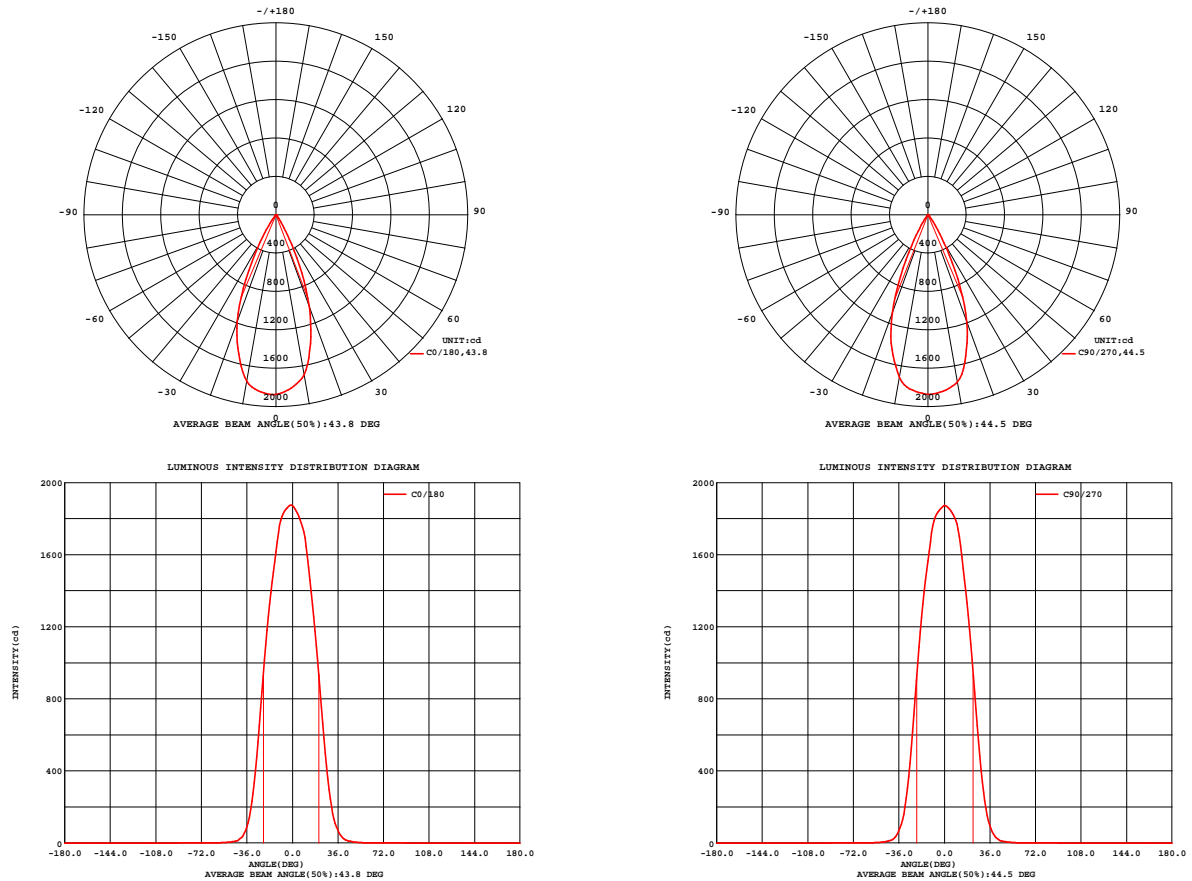


Fig. C0/C180

Fig. C90/C270

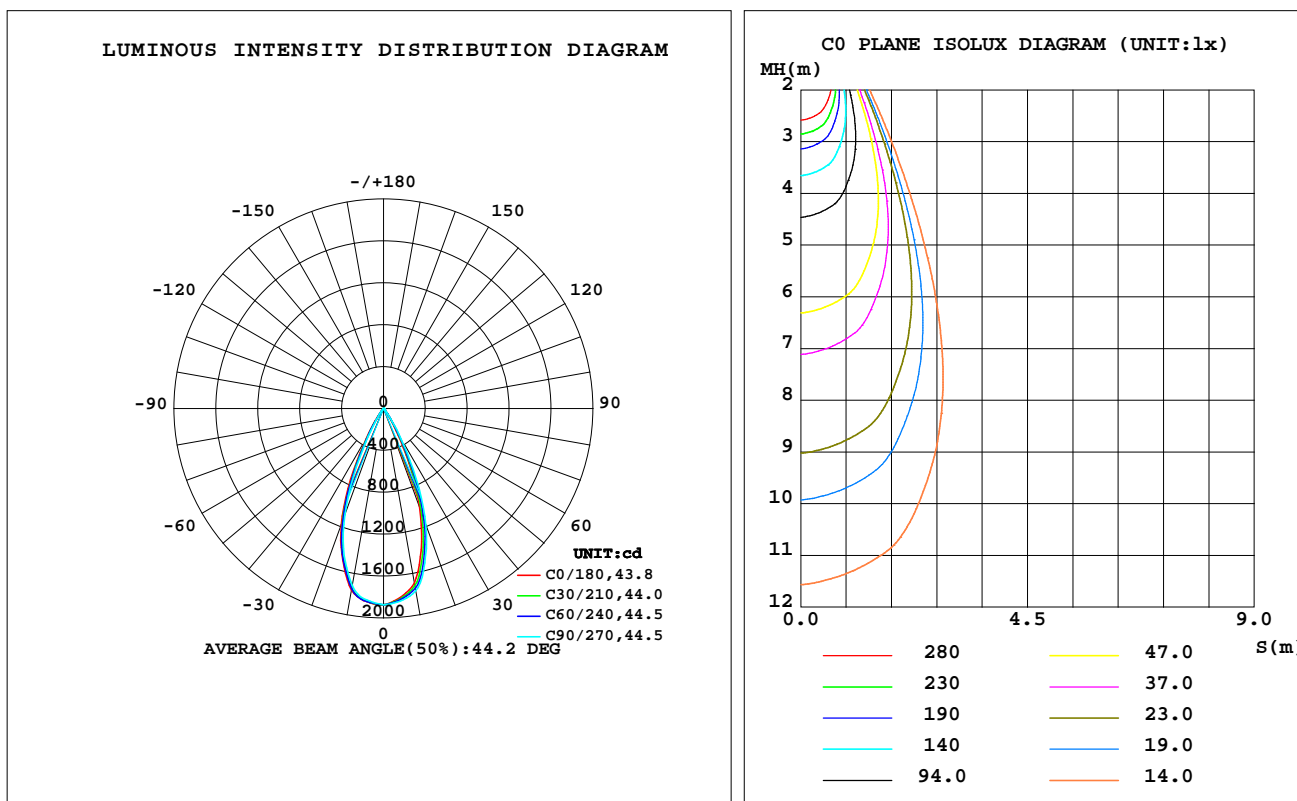
C Range: 0 - 360DEG  
C Interval: 30.0DEG  
Test Speed: HIGH  
Temperature: 25.3 °C  
Operators: Zoe  
Test Date: 2023-2-23

Range: 0 - 180DEG  
Interval: 1.0DEG  
Test System: EVERFINE GO-SPEX500\_V1 SYSTEM V2.00.416  
Humidity: 65.0%  
Test Distance: 3.160m [K=1.0000]  
Remarks: LAMP: CLU028-1204C4-303H5M3-F1 Ra:90  
LENS: PM-1082B 36R  
DRIVER: 9290 028 088 350mA  
30minutes warm-up

## LUMINAIRE PHOTOMETRIC TEST REPORT

Test:U:220.27V I:0.0670A P:14.505W PF:0.9815 Freq:49.99Hz Lamp Flux:1463.29x1 lm		
NAME: 2218.144-ACOT-70	TYPE:	WEIGHT:
SPEC.: 3000K	DIM.:	SERIAL No.: 2302230201
MFR.: RISE	SUR.: 0.003737385m2	Shielding Angle:

DATA OF LAMP		PHOTOMETRIC DATA Eff: 66.44 lm/W			
MODEL	CITIZEN	Imax(cd)	1875	S/MH(C0/180)	0.69
NOMINAL POWER(W)	15	LOR(%)	65.9	S/MH(C90/270)	0.66
RATED VOLTAGE(V)	220	TOTAL FLUX(lm)	963.73	UP,DN(C0-180)	0.0,33.5
NOMINAL FLUX(lm)	1463.29	CIE CLASS	DIRECT	UP,DN(C180-360)	0.0,32.4
LAMPS INSIDE	1	up(%)	0.0	CIBSE SHR NOM	0.50
TEST VOLTAGE(V)	220	down(%)	65.9	CIBSE SHR MAX	0.70



C Range: 0 - 360DEG  
C Interval: 30.0DEG  
Test Speed: HIGH  
Temperature:25.3℃  
Operators:Zoe  
Test Date:2023-2-23

Range: 0 - 180DEG  
Interval: 1.0DEG  
Test System:EVERFINE GO-SPEX500\_V1 SYSTEM V2.00.416  
Humidity:65.0%  
Test Distance:3.160m [K=1.0000]  
Remarks: LAMP:CLU028-1204C4-303H5M3-F1 Ra:90  
LENS:PM-1082B 36R  
DRIVER: 9290 028 088 350mA  
30minutes warm-up

## ZONAL FLUX DIAGRAM

### ZONAL FLUX DIAGRAM:

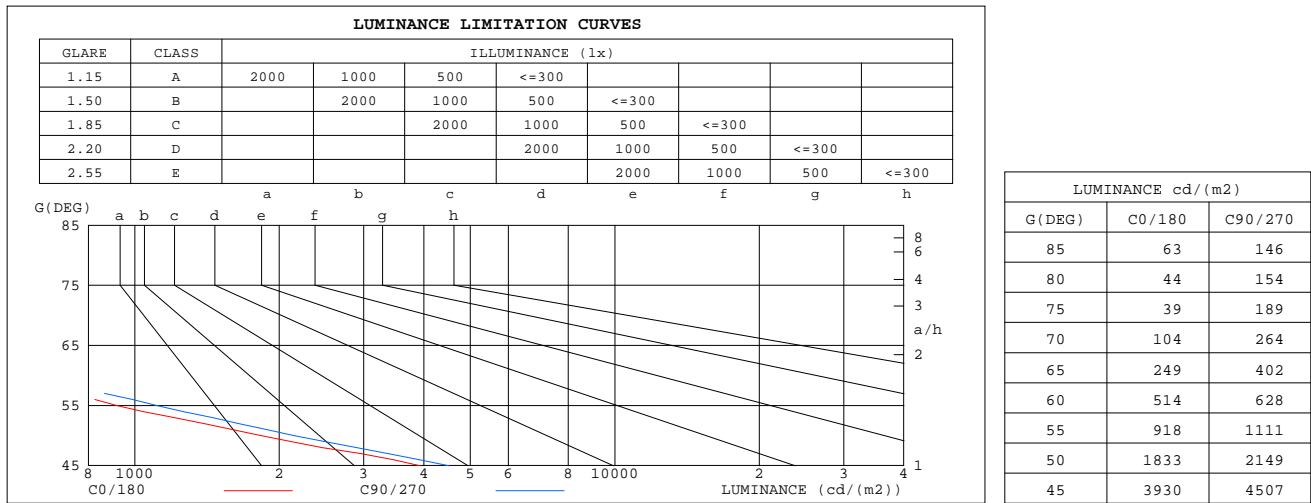
	C0	C45	C90	C135	C180	C225	C270	C315		zone	total	%lum,lamp
10	1694	1732	1770	1761	1762	1747	1720	1699	0- 10	172.3	172.3	17.9,11.8
20	1014	1100	1184	1179	1180	1145	1087	1033	10- 20	403.1	575.5	59.7,39.3
30	243.9	288.5	339.1	338.2	333.5	290.3	247.6	245.0	20- 30	302.9	878.4	91.1,60
40	27.80	32.95	38.02	34.86	31.02	27.35	23.76	26.39	30- 40	73.11	951.5	98.7,65
50	4.405	4.700	5.164	4.663	4.286	4.126	4.158	4.294	40- 50	9.427	960.9	99.7,65.7
60	0.9602	1.097	1.173	1.084	1.064	1.057	1.007	0.9767	50- 60	2.056	962.9	99.9,65.8
70	0.1330	0.3147	0.3377	0.2963	0.1696	0.3380	0.3213	0.2781	60- 70	0.5802	963.5	100,65.8
80	0.0289	0.0869	0.0997	0.0816	0.0298	0.0984	0.0949	0.0722	70- 80	0.1659	963.7	100,65.9
90	0	0	0	0	0	0	0	0	80- 90	0.0414	963.7	100,65.9
100	0	0	0	0	0	0	0	0	90-100	0	963.7	100,65.9
110	0	0	0	0	0	0	0	0	100-110	0	963.7	100,65.9
120	0	0	0	0	0	0	0	0	110-120	0	963.7	100,65.9
130	0	0	0	0	0	0	0	0	120-130	0	963.7	100,65.9
140	0	0	0	0	0	0	0	0	130-140	0	963.7	100,65.9
150	0	0	0	0	0	0	0	0	140-150	0	963.7	100,65.9
160	0	0	0	0	0	0	0	0	150-160	0	963.7	100,65.9
170	0	0	0	0	0	0	0	0	160-170	0	963.7	100,65.9
180	0	0	0	0	0	0	0	0	170-180	0	963.7	100,65.9
DEG	LUMINOUS INTENSITY:cd									UNIT:lm		

C Range: 0 - 360DEG  
C Interval: 30.0DEG  
Test Speed: HIGH  
Temperature:25.3℃  
Operators:Zoe  
Test Date:2023-2-23

Range: 0 - 180DEG  
Interval: 1.0DEG  
Test System:EVERFINE GO-SPEX500\_V1 SYSTEM V2.00.416  
Humidity:65.0%  
Test Distance:3.160m [K=1.0000]  
Remarks: LAMP:CLU028-1204C4-303H5M3-F1 Ra:90  
LENS:PM-1082B 36R  
DRIVER: 9290 028 088 350mA  
30minutes warm-up

### LUMINANCE LIMITATION CURVES

Test:U:220.27V I:0.0670A P:14.505W PF:0.9815 Freq:49.99Hz Lamp Flux:1463.29x1 lm		
NAME: 2218.144-ACOT-70	TYPE:	WEIGHT:
SPEC.: 3000K	DIM.:	SERIAL No.: 2302230201
MFR.: RISE	SUR.: 0.003737385m2	Shielding Angle:



C Range: 0 - 360DEG  
C Interval: 30.0DEG  
Test Speed: HIGH  
Temperature:25.3℃  
Operators:Zoe  
Test Date:2023-2-23

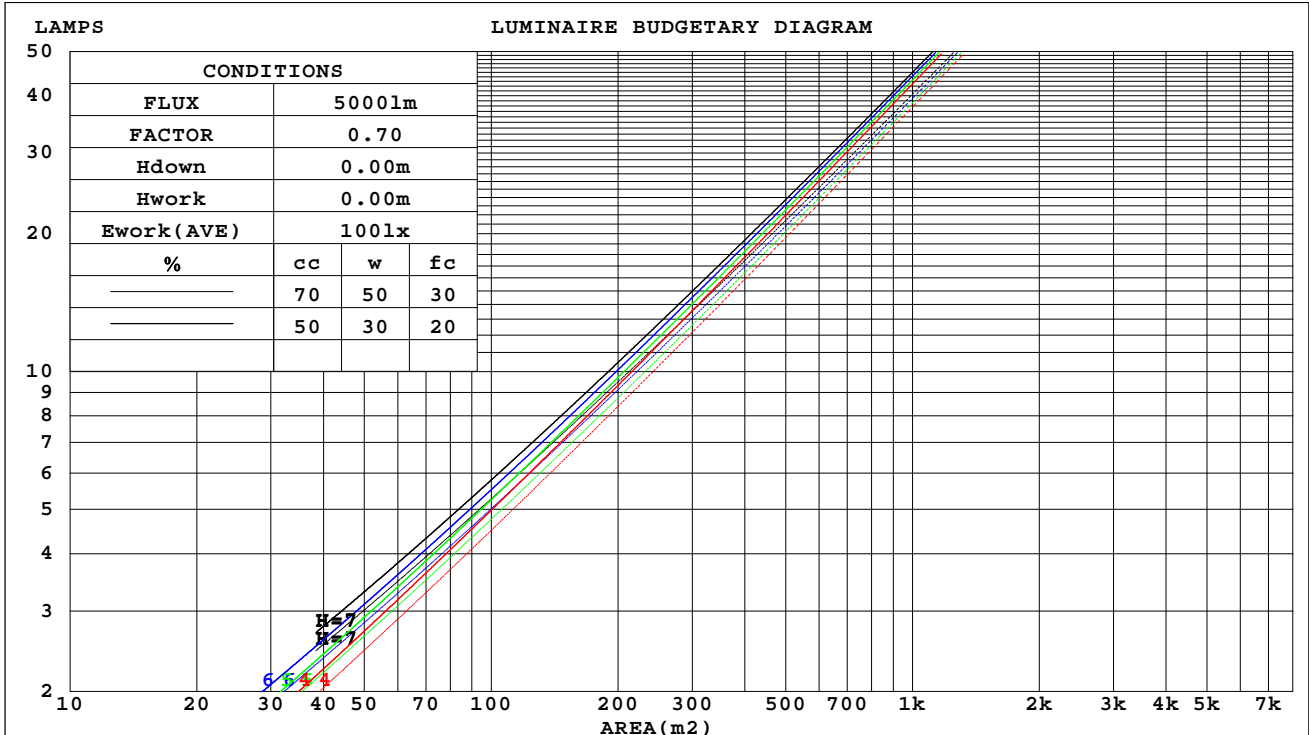
Range: 0 - 180DEG  
Interval: 1.0DEG  
Test System:EVERFINE GO-SPEX500\_V1 SYSTEM V2.00.416  
Humidity:65.0%  
Test Distance:3.160m [K=1.0000]  
Remarks: LAMP:CLU028-1204C4-303H5M3-F1 Ra:90  
LENS:PM-1082B 36R  
DRIVER: 9290 028 088 350mA  
30minutes warm-up

## CU AND LUMINAIRE BUDGETARY ESTIMATE DIAGRAM

Test:U:220.27V I:0.0670A P:14.505W PF:0.9815 Freq:49.99Hz  
Lamp Flux:1463.29x1 lm

NAME: 2218.144-ACOT-70	TYPE:	WEIGHT:
SPEC.: 3000K	DIM.:	SERIAL No.: 2302230201
MFR.: RISE	SUR.: 0.003737385m2	Shielding Angle:

cc	80%			70%			50%			30%			10%			0
w	50%	30%	10%	50%	30%	10%	50%	30%	10%	50%	30%	10%	50%	30%	10%	0
fc	20%			20%			20%			20%			20%			0
RCR	RCR:Room Cavity Ratio															



C Range: 0 - 360DEG  
C Interval: 30.0DEG  
Test Speed: HIGH  
Temperature:25.3℃  
Operators:Zoe  
Test Date:2023-2-23

Range: 0 - 180DEG  
Interval: 1.0DEG  
Test System:EVERFINE GO-SPEX500\_V1 SYSTEM V2.00.416  
Humidity:65.0%  
Test Distance:3.160m [K=1.0000]  
Remarks: LAMP:CLU028-1204C4-303H5M3-F1 Ra:90  
LENS:PM-1082B 36R  
DRIVER: 9290 028 088 350mA  
30minutes warm-up

### WEC AND CCEC

Test:U:220.27V I:0.0670A P:14.505W PF:0.9815 Freq:49.99Hz Lamp Flux:1463.29x1 lm		
NAME: 2218.144-ACOT-70	TYPE:	WEIGHT:
SPEC.: 3000K	DIM.:	SERIAL No.: 2302230201
MFR.: RISE	SUR.: 0.003737385m2	Shielding Angle:

cc	80%			70%			50%			30%			10%			0	
w	50%	30%	10%	50%	30%	10%	50%	30%	10%	50%	30%	10%	50%	30%	10%	0	
fc	20%			20%			20%			20%			20%			0	
RCR	RCR:Room Cavity Ratio						Wall Exitance Coefficients(WEC)										
0.0																	
1.0	.102	.058	.018	.097	.056	.018	.089	.051	.016	.082	.047	.015	.075	.043	.014		
2.0	.096	.052	.016	.092	.051	.016	.085	.047	.015	.079	.044	.014	.073	.041	.013		
3.0	.090	.048	.014	.087	.047	.014	.082	.044	.013	.076	.042	.013	.071	.039	.012		
4.0	.086	.045	.013	.083	.043	.013	.078	.041	.012	.074	.039	.012	.069	.038	.011		
5.0	.081	.041	.012	.079	.041	.012	.075	.039	.011	.071	.037	.011	.067	.036	.011		
6.0	.078	.039	.011	.076	.038	.011	.072	.037	.011	.069	.036	.010	.065	.034	.010		
7.0	.074	.037	.010	.073	.036	.010	.069	.035	.010	.066	.034	.010	.063	.033	.010		
8.0	.071	.035	.010	.070	.034	.010	.067	.033	.010	.064	.032	.009	.062	.032	.009		
9.0	.068	.033	.009	.067	.033	.009	.064	.032	.009	.062	.031	.009	.060	.030	.009		
10.0	.066	.032	.009	.065	.031	.009	.062	.030	.009	.060	.030	.008	.058	.029	.008		

cc	80%			70%			50%			30%			10%			0
w	50%	30%	10%	50%	30%	10%	50%	30%	10%	50%	30%	10%	50%	30%	10%	0
fc	20%			20%			20%			20%			20%			0
RCR	RCR:Room Cavity Ratio			Ceiling Cavity Exitance Coefficients(CCEC)												
0.0	.125	.125	.125	.107	.107	.107	.073	.073	.073	.042	.042	.042	.013	.013	.013	
1.0	.112	.104	.097	.096	.089	.083	.065	.061	.057	.038	.035	.033	.012	.011	.011	
2.0	.101	.087	.076	.086	.075	.066	.059	.052	.046	.034	.030	.027	.011	.010	.009	
3.0	.091	.075	.061	.078	.064	.053	.054	.045	.037	.031	.026	.022	.010	.008	.007	
4.0	.084	.065	.050	.072	.056	.044	.050	.039	.031	.029	.023	.018	.009	.007	.006	
5.0	.078	.057	.042	.067	.049	.036	.046	.034	.026	.027	.020	.015	.009	.007	.005	
6.0	.072	.051	.035	.062	.044	.030	.043	.031	.021	.025	.018	.013	.008	.006	.004	
7.0	.068	.045	.030	.058	.039	.026	.040	.028	.018	.023	.016	.011	.008	.005	.004	
8.0	.064	.041	.025	.055	.036	.022	.038	.025	.016	.022	.015	.009	.007	.005	.003	
9.0	.060	.038	.022	.052	.033	.019	.036	.023	.014	.021	.014	.008	.007	.004	.003	
10.0	.057	.035	.019	.049	.030	.017	.034	.021	.012	.020	.012	.007	.006	.004	.002	

C Range: 0 - 360DEG  
C Interval: 30.0DEG  
Test Speed: HIGH  
Temperature:25.3℃  
Operators:Zoe  
Test Date:2023-2-23

Range: 0 - 180DEG  
Interval: 1.0DEG  
Test System:EVERFINE GO-SPEX500\_V1 SYSTEM V2.00.416  
Humidity:65.0%  
Test Distance:3.160m [K=1.0000]  
Remarks: LAMP:CLU028-1204C4-303H5M3-F1 Ra:90  
LENS:PM-1082B 36R  
DRIVER: 9290 028 088 350mA  
30minutes warm-up

## UGR(Unified Glare Rating) Table

Test:U:220.27V I:0.0670A P:14.505W PF:0.9815 Freq:49.99Hz Lamp Flux:1463.29x1 lm										
NAME: 2218.144-ACOT-70					TYPE:			WEIGHT:		
SPEC.: 3000K					DIM.:			SERIAL No.: 2302230201		
MFR.: RISE					SUR.: 0.003737385m2			Shielding Angle:		
ceiling/cavity	0.7	0.7	0.5	0.5	0.3	0.7	0.7	0.5	0.5	0.3
walls	0.5	0.3	0.5	0.3	0.3	0.5	0.3	0.5	0.3	0.3
working plane	0.2	0.2	0.2	0.2	0.2	0.2	0.2	0.2	0.2	0.2
Room dimensions	Viewed crosswise					Viewed endwise				
x = 2H y = 2H	10.2	10.9	10.4	11.1	11.3	11.9	12.7	12.1	12.8	13.0
3H	10.0	10.7	10.2	10.9	11.1	11.7	12.5	12.0	12.6	12.8
4H	9.9	10.6	10.2	10.8	11.0	11.6	12.3	11.9	12.5	12.8
6H	9.8	10.5	10.1	10.7	10.9	11.6	12.2	11.8	12.4	12.7
8H	9.8	10.4	10.1	10.7	10.9	11.5	12.1	11.8	12.4	12.6
12H	9.7	10.3	10.0	10.6	10.9	11.5	12.1	11.8	12.3	12.6
4H 2H	9.9	10.6	10.2	10.8	11.0	11.6	12.3	11.9	12.5	12.8
3H	9.7	10.3	10.1	10.6	10.9	11.5	12.1	11.8	12.3	12.6
4H	9.7	10.2	10.0	10.5	10.8	11.4	11.9	11.7	12.2	12.5
6H	9.6	10.0	9.9	10.4	10.7	11.3	11.8	11.7	12.1	12.4
8H	9.5	9.9	9.9	10.3	10.7	11.2	11.7	11.6	12.0	12.4
12H	9.4	9.9	9.9	10.2	10.6	11.2	11.6	11.6	12.0	12.3
8H 4H	9.5	9.9	9.9	10.3	10.7	11.2	11.7	11.6	12.0	12.4
6H	9.4	9.8	9.8	10.1	10.6	11.1	11.5	11.5	11.9	12.3
8H	9.3	9.7	9.8	10.1	10.5	11.1	11.4	11.5	11.8	12.2
12H	9.3	9.6	9.7	10.0	10.5	11.0	11.3	11.5	11.7	12.2
12H 4H	9.4	9.9	9.9	10.2	10.6	11.2	11.6	11.6	12.0	12.3
6H	9.3	9.7	9.8	10.1	10.5	11.1	11.4	11.5	11.8	12.2
8H	9.3	9.6	9.7	10.0	10.5	11.0	11.3	11.5	11.7	12.2
Variations with the observer position at spacings(CIE Pub.117):										
S = 1.0H	+ 3.8 / -13.1					+ 4.6 / -13.4				
1.5H	+ 6.2 / -10.2					+ 7.1 / -11.0				
2.0H	+ 6.0 / - 6.9					+ 6.2 / - 6.7				

CIE Pub.117, 1463 lm Total Lamp Luminous Flux Correct (8log(F/F0) = 1.3)  
Area: 0.00373738 m2

C Range: 0 - 360DEG  
C Interval: 30.0DEG  
Test Speed: HIGH  
Temperature:25.3℃  
Operators:Zoe  
Test Date:2023-2-23

Range: 0 - 180DEG  
Interval: 1.0DEG  
Test System:EVERFINE GO-SPEX500\_V1 SYSTEM V2.00.416  
Humidity:65.0%  
Test Distance:3.160m [K=1.0000]  
Remarks: LAMP:CLU028-1204C4-303H5M3-F1 Ra:90  
LENS:PM-1082B 36R  
DRIVER: 9290 028 088 350mA  
30minutes warm-up



### UTILIZATION FACTORS TABLE

Test:U:220.27V I:0.0670A P:14.505W PF:0.9815 Freq:49.99Hz Lamp Flux:1463.29x1 lm		
NAME: 2218.144-ACOT-70	TYPE:	WEIGHT:
SPEC.: 3000K	DIM.:	SERIAL No.: 2302230201
MFR.: RISE	SUR.: 0.003737385m2	Shielding Angle:

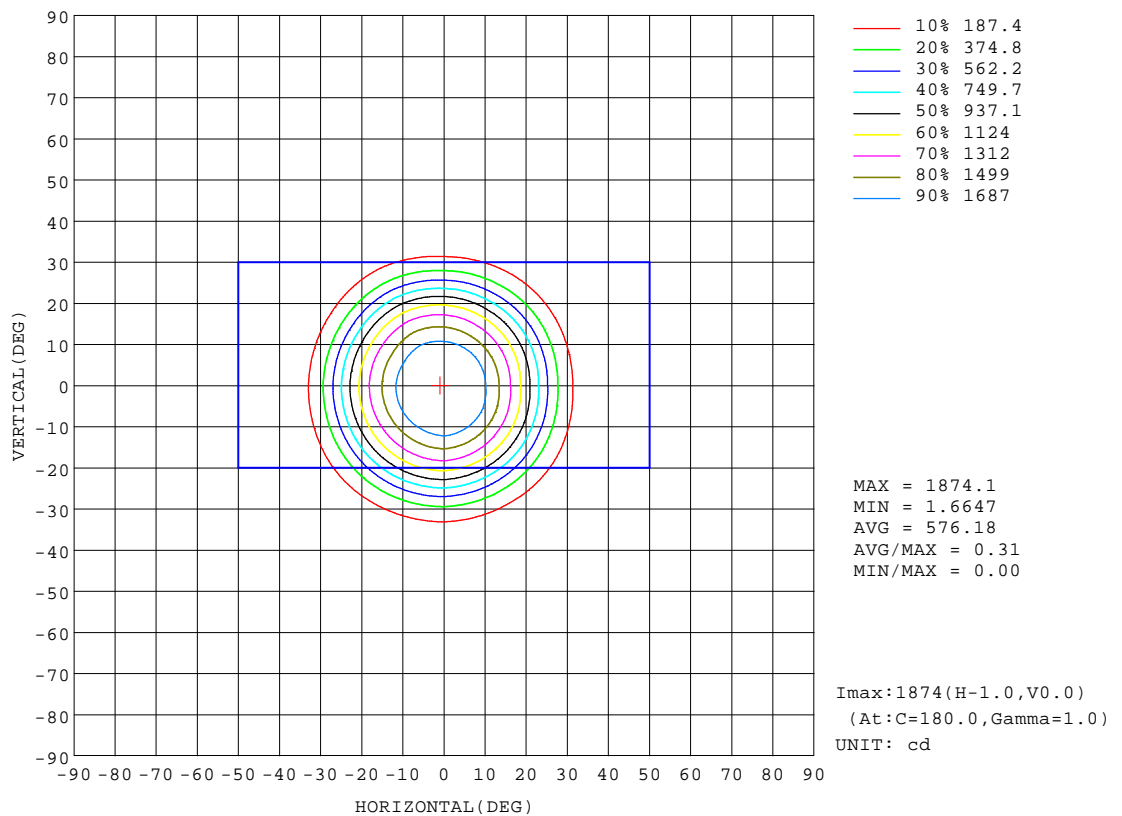
REFLECTANCE										
Ceiling	0.8	0.8	0.8	0.7	0.7	0.7	0.5	0.5	0.5	0
Walls	0.7	0.5	0.3	0.7	0.5	0.3	0.7	0.5	0.3	0
Working plane	0.2	0.2	0.2	0.2	0.2	0.2	0.2	0.2	0.2	0
ROOM INDEX	UTILIZATION FACTORS(PERCENT) $k(RI) \times RCR = 5$									
k = 0.60	60	56	54	59	56	54	59	56	54	51
0.80	64	61	59	64	61	59	63	60	58	56
1.00	67	64	61	66	63	61	65	63	61	59
1.25	69	66	64	69	66	64	67	65	63	61
1.50	71	68	66	70	68	66	69	67	65	62
2.00	72	70	68	71	69	67	70	68	66	63
2.50	73	71	69	72	70	69	70	69	67	64
3.00	74	72	71	73	71	70	71	69	68	64
4.00	75	74	72	74	73	72	72	71	70	65
5.00	76	75	74	75	74	73	72	71	71	66
ROOM INDEX	UF(total)									Direct
According to DIN EN 13032-2 2004			Suspended					SHRNOM = 1.25		

C Range: 0 - 360DEG  
C Interval: 30.0DEG  
Test Speed: HIGH  
Temperature:25.3℃  
Operators:Zoe  
Test Date:2023-2-23

Range: 0 - 180DEG  
Interval: 1.0DEG  
Test System:EVERFINE GO-SPEX500\_V1 SYSTEM V2.00.416  
Humidity:65.0%  
Test Distance:3.160m [K=1.0000]  
Remarks: LAMP:CLU028-1204C4-303H5M3-F1 Ra:90  
LENS:PM-1082B 36R  
DRIVER: 9290 028 088 350mA  
30minutes warm-up

## ISOCANDELA DIAGRAM

Test:U:220.27V I:0.0670A P:14.505W PF:0.9815 Freq:49.99Hz Lamp Flux:1463.29x1 lm		
NAME: 2218.144-ACOT-70	TYPE:	WEIGHT:
SPEC.: 3000K	DIM.:	SERIAL No.: 2302230201
MFR.: RISE	SUR.: 0.003737385m2	Shielding Angle:

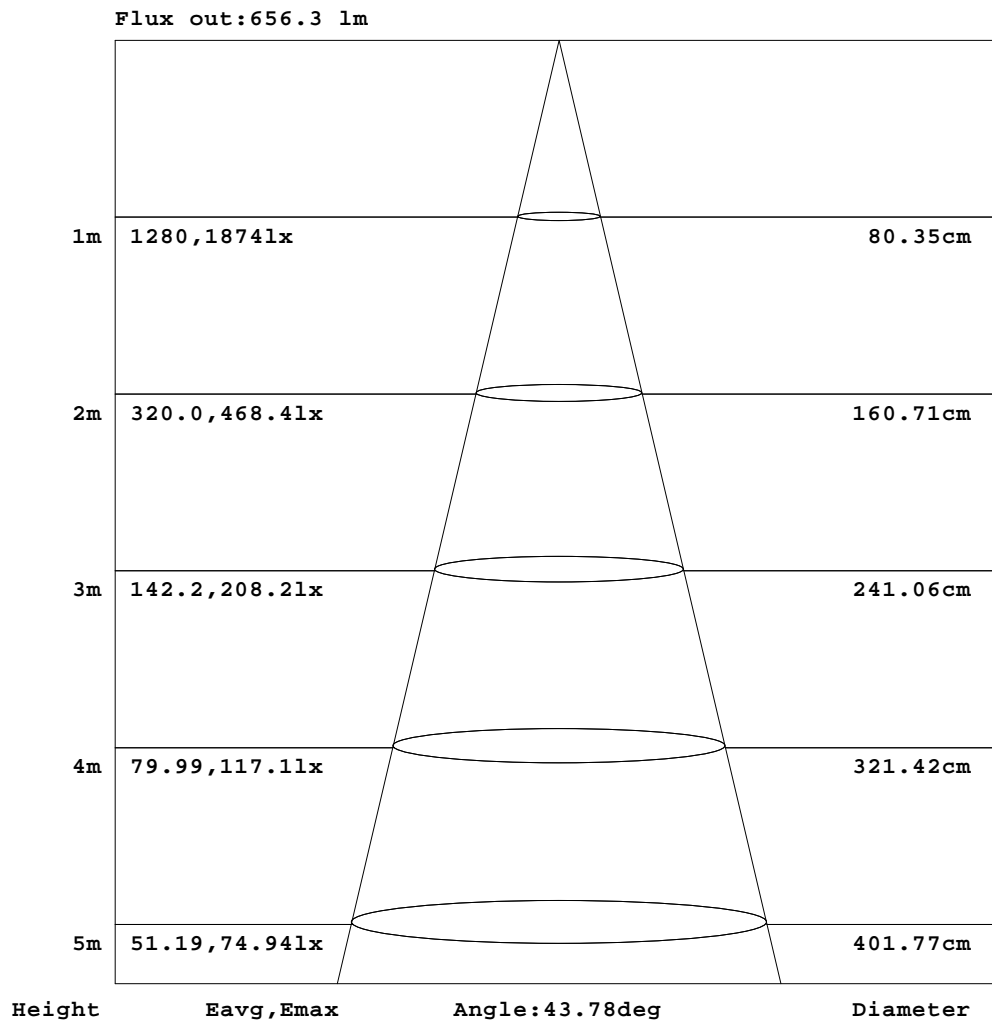


C Range: 0 - 360DEG  
C Interval: 30.0DEG  
Test Speed: HIGH  
Temperature:25.3℃  
Operators:Zoe  
Test Date:2023-2-23

Range: 0 - 180DEG  
Interval: 1.0DEG  
Test System:EVERFINE GO-SPEX500\_V1 SYSTEM V2.00.416  
Humidity:65.0%  
Test Distance:3.160m [K=1.0000]  
Remarks: LAMP:CLU028-1204C4-303H5M3-F1 Ra:90  
LENS:PM-1082B 36R  
DRIVER: 9290 028 088 350mA  
30minutes warm-up

### AAI Figure

Test:U:220.27V I:0.0670A P:14.505W PF:0.9815 Freq:49.99Hz Lamp Flux:1463.29x1 lm		
NAME: 2218.144-ACOT-70	TYPE:	WEIGHT:
SPEC.: 3000K	DIM.:	SERIAL No.: 2302230201
MFR.: RISE	SUR.: 0.003737385m2	Shielding Angle:



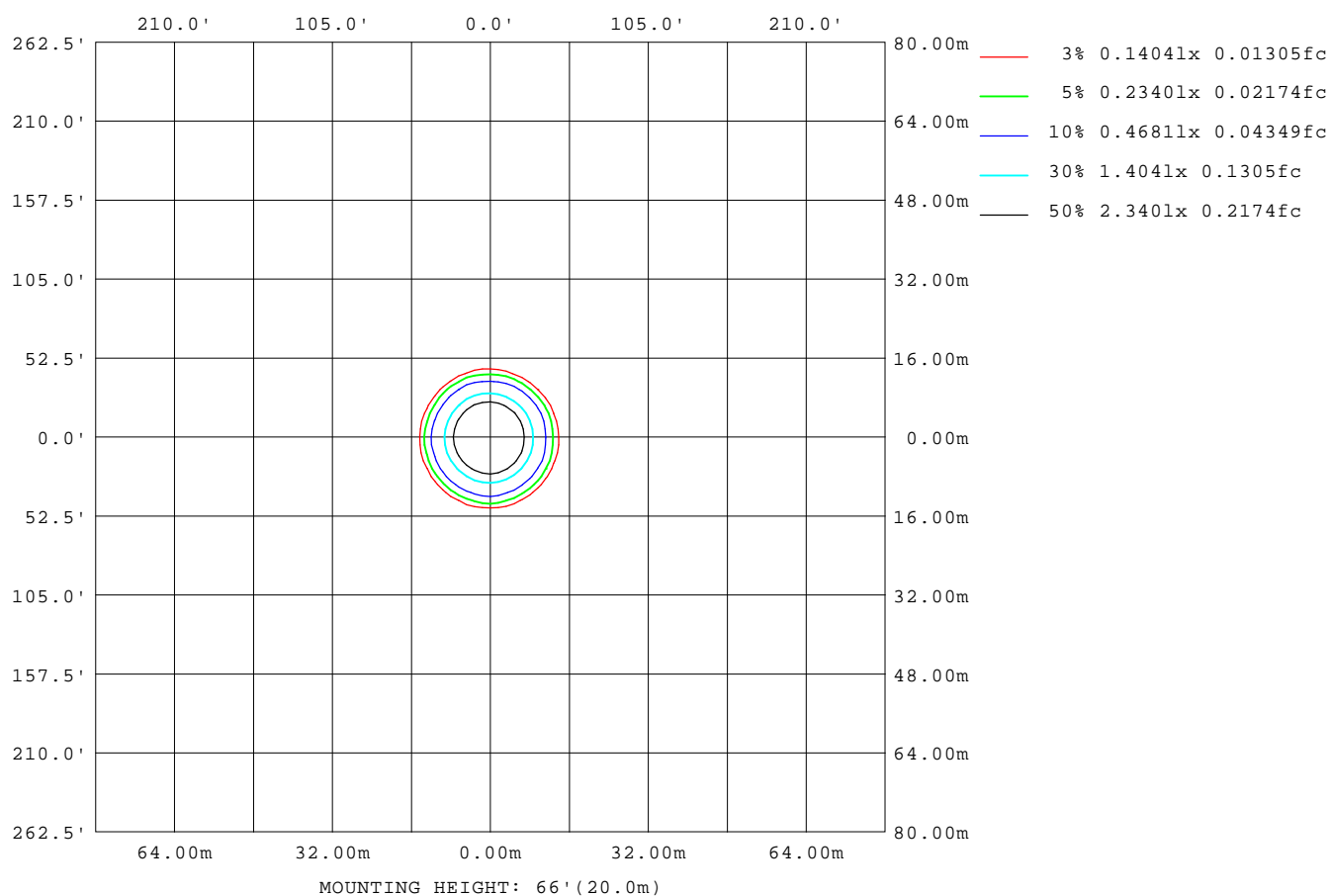
Note:The Curves indicate the illuminated area and the average illumination when the luminaire is at different distance.

C Range: 0 - 360DEG  
C Interval: 30.0DEG  
Test Speed: HIGH  
Temperature:25.3℃  
Operators:Zoe  
Test Date:2023-2-23

Range: 0 - 180DEG  
Interval: 1.0DEG  
Test System:EVERFINE GO-SPEX500\_V1 SYSTEM V2.00.416  
Humidity:65.0%  
Test Distance:3.160m [K=1.0000]  
Remarks: LAMP:CLU028-1204C4-303H5M3-F1 Ra:90  
LENS:PM-1082B 36R  
DRIVER: 9290 028 088 350mA  
30minutes warm-up

## ISOLUX DIAGRAM

Test:U:220.27V I:0.0670A P:14.505W PF:0.9815 Freq:49.99Hz Lamp Flux:1463.29x1 lm		
NAME: 2218.144-ACOT-70	TYPE:	WEIGHT:
SPEC.: 3000K	DIM.:	SERIAL No.: 2302230201
MFR.: RISE	SUR.: 0.003737385m2	Shielding Angle:



C Range: 0 - 360DEG  
C Interval: 30.0DEG  
Test Speed: HIGH  
Temperature:25.3°C  
Operators:Zoe  
Test Date:2023-2-23

Range: 0 - 180DEG  
Interval: 1.0DEG  
Test System:EVERFINE GO-SPEX500\_V1 SYSTEM V2.00.416  
Humidity:65.0%  
Test Distance:3.160m [K=1.0000]  
Remarks: LAMP:CLU028-1204C4-303H5M3-F1 Ra:90  
LENS:PM-1082B 36R  
DRIVER: 9290 028 088 350mA  
30minutes warm-up

## LED Avg.L Report

Test:U:220.27V I:0.0670A P:14.505W PF:0.9815 Freq:49.99Hz Lamp Flux:1463.29x1 lm		
NAME: 2218.144-ACOT-70	TYPE:	WEIGHT:
SPEC.: 3000K	DIM.:	SERIAL No.: 2302230201
MFR.: RISE	SUR.: 0.003737385m2	Shielding Angle:

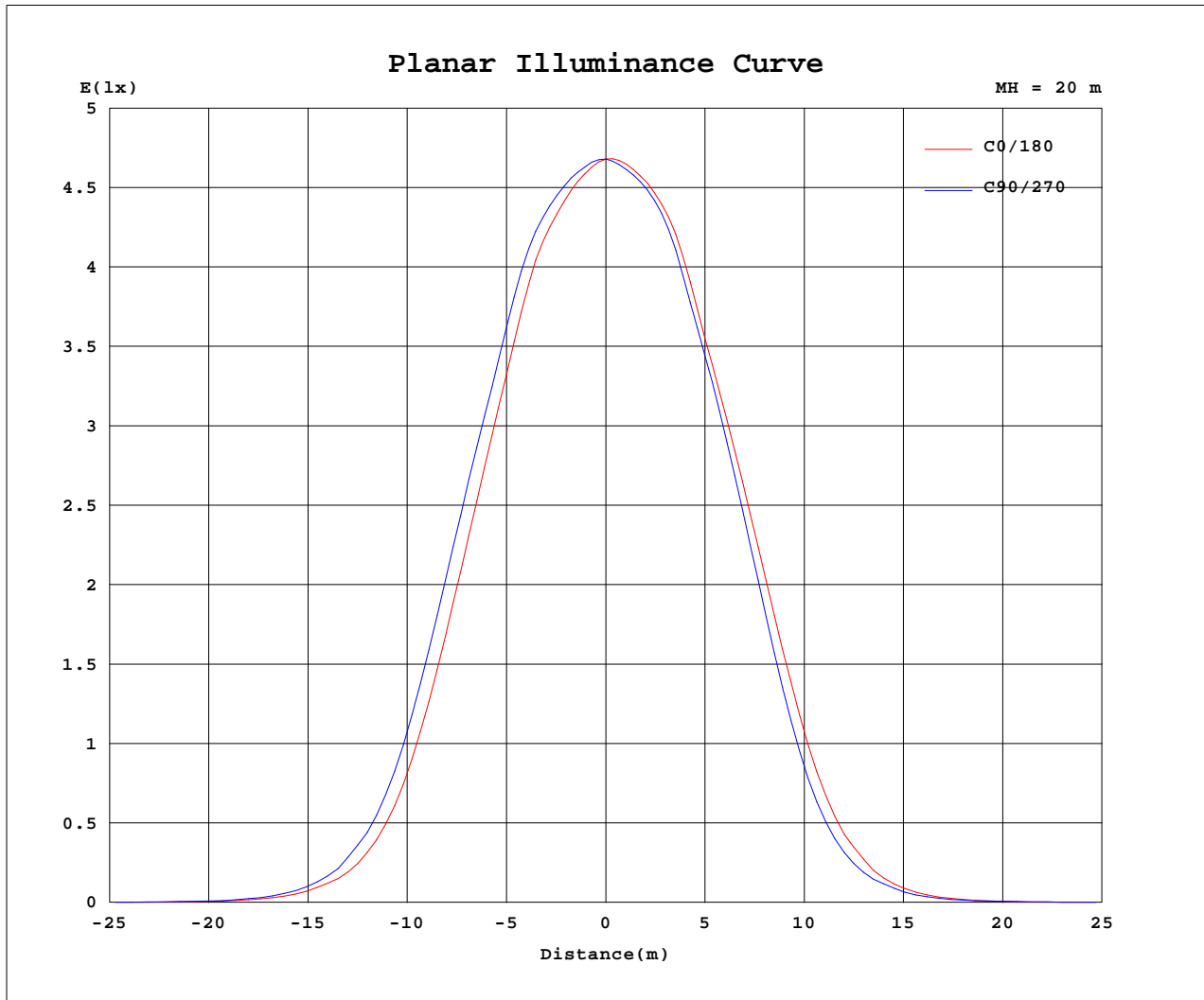
AvgL	cd/m2
L_0~180(65)av	269
L_0~180(75)av	40
L_0~180(85)av	66
L_90~270(65)av	382
L_90~270(75)av	186
L_90~270(85)av	144
L_45(65)av	368
L_45(75)av	175
L_45(85)av	118

Standard: GB/T 29293-2012

C Range: 0 - 360DEG  
C Interval: 30.0DEG  
Test Speed: HIGH  
Temperature:25.3℃  
Operators:Zoe  
Test Date:2023-2-23

Range: 0 - 180DEG  
Interval: 1.0DEG  
Test System:EVERFINE GO-SPEX500\_V1 SYSTEM V2.00.416  
Humidity:65.0%  
Test Distance:3.160m [K=1.0000]  
Remarks: LAMP:CLU028-1204C4-303H5M3-F1 Ra:90  
LENS:PM-1082B 36R  
DRIVER: 9290 028 088 350mA  
30minutes warm-up

## Planar Illuminance Curve



C Range: 0 - 360DEG  
 C Interval: 30.0DEG  
 Test Speed: HIGH  
 Temperature: 25.3 °C  
 Operators: Zoe  
 Test Date: 2023-2-23

Range: 0 - 180DEG  
 Interval: 1.0DEG  
 Test System: EVERFINE GO-SPEX500\_V1 SYSTEM V2.00.416  
 Humidity: 65.0%  
 Test Distance: 3.160m [K=1.0000]  
 Remarks: LAMP: CLU028-1204C4-303H5M3-F1 Ra:90  
 LENS: PM-1082B 36R  
 DRIVER: 9290 028 088 350mA  
 30minutes warm-up

## LUMINOUS DISTRIBUTION INTENSITY DATA

Test:U:220.27V I:0.0670A P:14.505W PF:0.9815 Freq:49.99Hz Lamp Flux:1463.29x1 lm		
NAME: 2218.144-ACOT-70	TYPE:	WEIGHT:
SPEC.: 3000K	DIM.:	SERIAL No.: 2302230201
MFR.: RISE	SUR.: 0.003737385m2	Shielding Angle:

Table--1

UNIT: cd

C(DEG) (DEG)	0	30	60	90	120	150	180	210	240	270	300	330						
0	1873	1873	1873	1873	1873	1873	1873	1873	1873	1873	1873	1873						
5	1814	1824	1832	1845	1843	1849	1851	1848	1850	1836	1827	1818						
10	1694	1720	1744	1770	1760	1763	1762	1744	1750	1720	1703	1695						
15	1393	1442	1487	1525	1509	1505	1504	1484	1493	1455	1417	1398						
20	1014	1071	1130	1184	1179	1178	1180	1149	1141	1087	1039	1027						
25	580	632	683	742	744	746	746	693	677	616	588	588						
30	244	276	301	339	339	338	334	298	283	248	246	244						
35	89.7	97.9	108	122	121	118	113	99.1	94.0	86.2	80.7	87.9						
40	27.8	31.8	34.1	38.0	36.2	33.5	31.0	26.6	28.1	23.8	26.2	26.5						
45	10.4	11.0	11.3	11.9	11.0	10.8	10.1	9.57	9.73	9.74	9.39	10.3						
50	4.41	4.59	4.81	5.16	4.72	4.60	4.29	4.07	4.19	4.16	4.19	4.40						
55	1.97	2.13	2.29	2.38	2.28	2.14	2.06	2.01	2.00	2.00	2.00	2.03						
60	0.96	1.06	1.14	1.17	1.11	1.06	1.06	1.06	1.06	1.01	0.98	0.98						
65	0.39	0.57	0.62	0.63	0.59	0.55	0.46	0.59	0.60	0.57	0.54	0.53						
70	0.13	0.30	0.33	0.34	0.31	0.28	0.17	0.33	0.34	0.32	0.29	0.27						
75	0.04	0.16	0.17	0.18	0.16	0.15	0.04	0.18	0.19	0.18	0.15	0.14						
80	0.03	0.08	0.09	0.10	0.09	0.08	0.03	0.10	0.10	0.09	0.07	0.07						
85	0.02	0.04	0.04	0.05	0.04	0.04	0.02	0.05	0.04	0.05	0.03	0.03						
90	0.00	0.00	0.00	0.00	0.00	0.00	0.00	0.00	0.00	0.00	0.00	0.00						
95	0.00	0.00	0.00	0.00	0.00	0.00	0.00	0.00	0.00	0.00	0.00	0.00						
100	0.00	0.00	0.00	0.00	0.00	0.00	0.00	0.00	0.00	0.00	0.00	0.00						
105	0.00	0.00	0.00	0.00	0.00	0.00	0.00	0.00	0.00	0.00	0.00	0.00						
110	0.00	0.00	0.00	0.00	0.00	0.00	0.00	0.00	0.00	0.00	0.00	0.00						
115	0.00	0.00	0.00	0.00	0.00	0.00	0.00	0.00	0.00	0.00	0.00	0.00						
120	0.00	0.00	0.00	0.00	0.00	0.00	0.00	0.00	0.00	0.00	0.00	0.00						
125	0.00	0.00	0.00	0.00	0.00	0.00	0.00	0.00	0.00	0.00	0.00	0.00						
130	0.00	0.00	0.00	0.00	0.00	0.00	0.00	0.00	0.00	0.00	0.00	0.00						
135	0.00	0.00	0.00	0.00	0.00	0.00	0.00	0.00	0.00	0.00	0.00	0.00						
140	0.00	0.00	0.00	0.00	0.00	0.00	0.00	0.00	0.00	0.00	0.00	0.00						
145	0.00	0.00	0.00	0.00	0.00	0.00	0.00	0.00	0.00	0.00	0.00	0.00						
150	0.00	0.00	0.00	0.00	0.00	0.00	0.00	0.00	0.00	0.00	0.00	0.00						
155	0.00	0.00	0.00	0.00	0.00	0.00	0.00	0.00	0.00	0.00	0.00	0.00						
160	0.00	0.00	0.00	0.00	0.00	0.00	0.00	0.00	0.00	0.00	0.00	0.00						
165	0.00	0.00	0.00	0.00	0.00	0.00	0.00	0.00	0.00	0.00	0.00	0.00						
170	0.00	0.00	0.00	0.00	0.00	0.00	0.00	0.00	0.00	0.00	0.00	0.00						
175	0.00	0.00	0.00	0.00	0.00	0.00	0.00	0.00	0.00	0.00	0.00	0.00						
180	0.00	0.00	0.00	0.00	0.00	0.00	0.00	0.00	0.00	0.00	0.00	0.00						

C Range: 0 - 360DEG  
C Interval: 30.0DEG  
Test Speed: HIGH  
Temperature:25.3℃  
Operators:Zoe  
Test Date:2023-2-23

Range: 0 - 180DEG  
Interval: 1.0DEG  
Test System:EVERFINE GO-SPEX500\_V1 SYSTEM V2.00.416  
Humidity:65.0%  
Test Distance:3.160m [K=1.0000]  
Remarks: LAMP:CLU028-1204C4-303H5M3-F1 Ra:90  
LENS:PM-1082B 36R  
DRIVER: 9290 028 088 350mA  
30minutes warm-up